

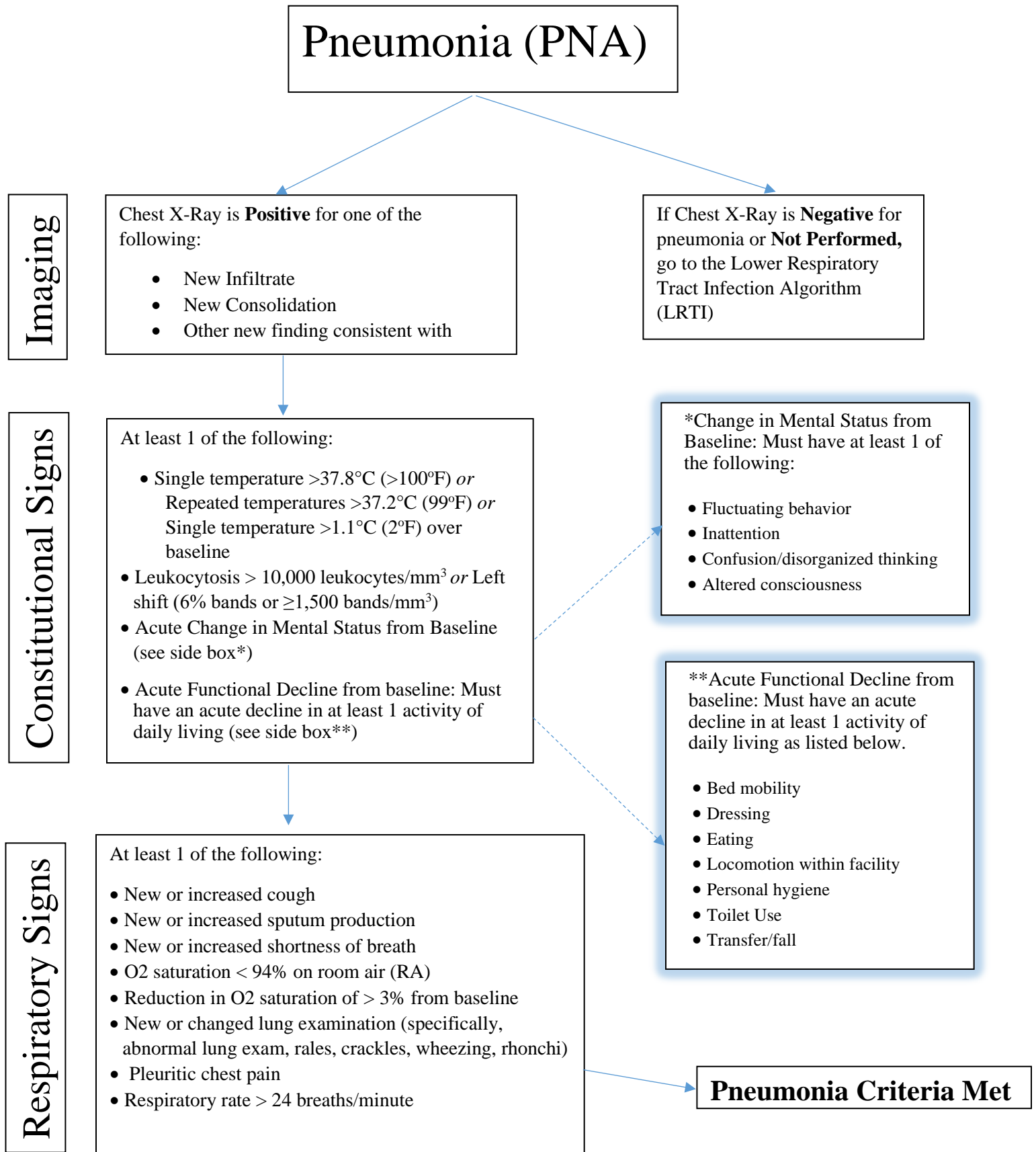
Appendix E Definition Tables & Algorithms (PNA, LRTI, ILI, SARS-CoV-2)

Table 1: Pneumonia (PNA)

Criterion	Need ALL 3 Criterion
1	<p>Chest X-Ray Positive for <u>one</u> of the following:</p> <ul style="list-style-type: none"> • New Infiltrate • New Consolidation • Other finding consistent with pneumonia
2	<p>At least 1 of the following:</p> <ul style="list-style-type: none"> • Single temperature $>37.8^{\circ}\text{C}$ ($>100^{\circ}\text{F}$) <i>or</i> Repeated temperatures $>37.2^{\circ}\text{C}$ (99°F) <i>or</i> Single temperature $>1.1^{\circ}\text{C}$ (2°F) over baseline • Leukocytosis $> 10,000$ leukocytes/mm^3 <i>or</i> Left shift (6% bands or $\geq 1,500$ bands/mm^3) • Acute Change in Mental Status from baseline defined as at least 1 of the following: 1) Fluctuating behavior 2) Inattention 3) Confusion/disorganized thinking and/or 4) Altered consciousness • Acute Functional Decline from baseline defined as an acute decline in at least 1 activity of daily living as listed below: <ul style="list-style-type: none"> ○ Bed mobility ○ Dressing ○ Eating ○ Locomotion within facility ○ Personal hygiene ○ Toilet Use ○ Transfer/fall
3	<p>At least 1 of the following:</p> <ul style="list-style-type: none"> • New or increased cough • New or increased sputum production • New or increased shortness of breath • O₂ saturation $< 94\%$ on room air (RA) • Reduction in O₂ saturation of $> 3\%$ from baseline • New or changed lung examination (specifically, abnormal lung exam, rales, crackles, wheezing, rhonchi) • Pleuritic chest pain • Respiratory rate > 24 breaths/minute

Appendix E Definition Tables & Algorithms (PNA, LRTI, ILI, SARS-CoV-2)

Figure 1: Pneumonia (PNA)



Appendix E Definition Tables & Algorithms (PNA, LRTI, ILI, SARS-CoV-2)

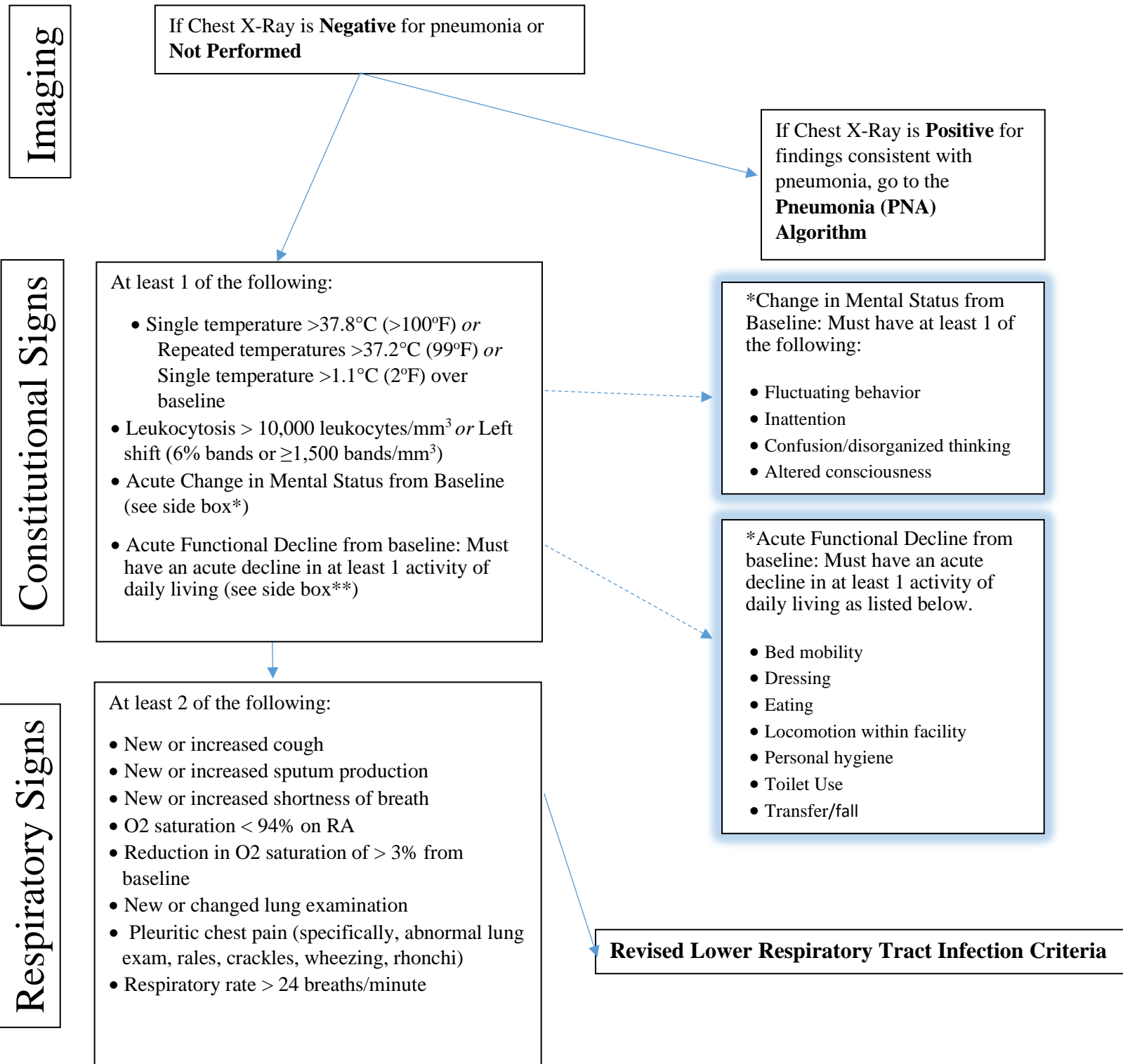
Table 2: Lower respiratory tract infection (LRTI)

Criterion	Need ALL 3 Criterion
1	<p>Chest X-Ray is not performed <u>or</u> Negative for one of the following:</p> <ul style="list-style-type: none"> • New Infiltrate • New Consolidation • Other new finding consistent with pneumonia
2	<p>At least 1 of the following:</p> <ul style="list-style-type: none"> • Single temperature $>37.8^{\circ}\text{C}$ ($>100^{\circ}\text{F}$) <i>or</i> Repeated temperatures $>37.2^{\circ}\text{C}$ (99°F) <i>or</i> Single temperature $>1.1^{\circ}\text{C}$ (2°F) over baseline • Leukocytosis $> 10,000$ leukocytes/mm^3 <i>or</i> Left shift (6% bands or $\geq 1,500$ bands/mm^3) • Acute Change in Mental Status from Baseline defined as at least 1 of the following: 1) Fluctuating behavior 2) Inattention 3) Confusion/disorganized thinking and/or Altered consciousness • Acute Functional Decline from baseline defined as an acute decline in at least 1 activity of daily living as listed below: <ul style="list-style-type: none"> ○ Bed mobility ○ Dressing ○ Eating ○ Locomotion within facility ○ Personal hygiene ○ Toilet Use ○ Transfer/fall
3	<p>At least 2 of the following:</p> <ul style="list-style-type: none"> • New or increased cough • New or increased sputum production • New or increased shortness of breath • O₂ saturation $< 94\%$ on RA • Reduction in O₂ saturation of $> 3\%$ from baseline • New or changed lung examination (specifically, abnormal lung exam, rales, crackles, wheezing, rhonchi) • Pleuritic chest pain • Respiratory rate > 24 breaths/minute

Appendix E Definition Tables & Algorithms (PNA, LRTI, ILI, SARS-CoV-2)

Figure 2: Lower Respiratory Tract Infection (LRTI)

Lower Respiratory Tract Infection



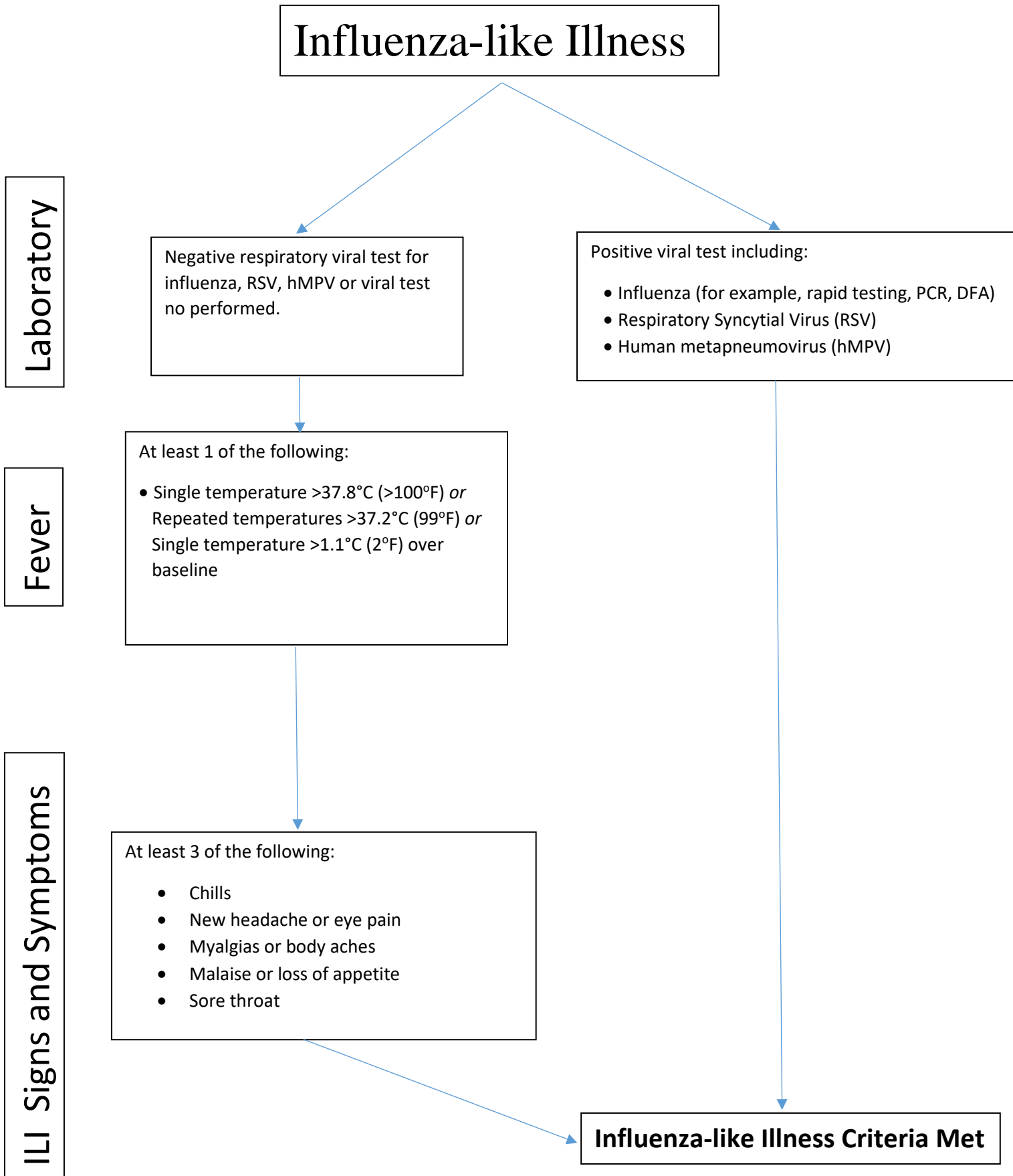
Appendix E Definition Tables & Algorithms (PNA, LRTI, ILI, SARS-CoV-2)

Table 3: Influenza like Illness (ILI)

Criterion	At least one of the following positive viral test results
1	<ul style="list-style-type: none"> • Positive Influenza viral test result • Positive Respiratory Syncytial Virus (RSV) test result • Positive Human metapneumovirus (hMPV) test result
Or	
Criterion	Must meet criterion 1 and 2
1	At least 1 of the following: <ul style="list-style-type: none"> • Single temperature $>37.8^{\circ}\text{C}$ ($>100^{\circ}\text{F}$) <i>or</i> Repeated temperatures $>37.2^{\circ}\text{C}$ (99°F) <i>or</i> Single temperature $>1.1^{\circ}\text{C}$ (2°F) over baseline
2	At least 3 of the following influenza-like illness sub criteria <ul style="list-style-type: none"> • Chills • New headache or eye pain • Myalgias or body aches • Malaise or loss of appetite • Sore throat • New or increased dry cough

Appendix E Definition Tables & Algorithms (PNA, LRTI, ILI, SARS-CoV-2)

Figure 3: Influenza-like Illness (ILI)



Appendix E Definition Tables & Algorithms (PNA, LRTI, ILI, SARS-CoV-2)

Table 4: SARS-CoV-2

Criterion	Need Positive Laboratory Test
1	<ul style="list-style-type: none">• COVID-19 Positive Viral Laboratory Test result indicating active infection (not serology)

Figure 4: SARS-CoV-2 Algorithm

