

Putting PPE ON ^{1/2}



OR Prep

- Remove** any personal items and jewelry and put in secure location, not in pockets.
- If you already have a mask on:

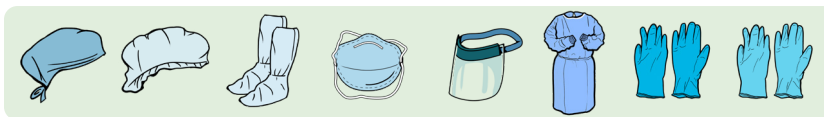
Sanitize hands. **Remove** mask. **Store** mask. **Sanitize** hands.
- Put on** cloth hat.
- Put on** boot covers.
- Sanitize** hands.

N95

- Put on** N95. **Ensure** straps are not crossing.
- Place** hands over the front of the N95. **Breathe** an easy deep breath in and out. If you **feel** air escape the edges, **refit** and **repeat**.
- Put on** bouffant cap.

Face Shield

- Put on** face shield.
- Remove** comm. devices, such as cell phones, pagers, and ID badge.
- Check** for good fit with **PPE Champion**.
- Perform** standard surgical scrub.



Cloth hat, bouffant cap, boot covers, N95, face shield, surgical gown, double gloves

ENTER operating room (use runner to open door)

Gown, Gloves

13

Put on
first pair
of sterile
gloves.



14


Put on surgical gown
with circulator's help.

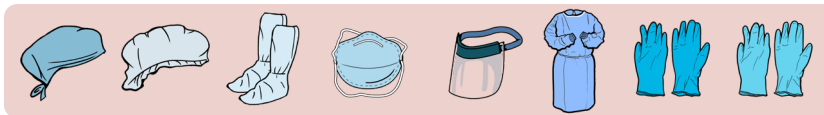
Circulator in non-sterile PPE.



15

Put on second
pair of sterile
gloves over
gown cuffs.





Cloth hat, bouffant cap, boot covers, N95, face shield, surgical gown, double gloves

Gown, Boot Covers, Gloves

- 1 **Wipe** outer gloves.
- 2 **Sanitize** outer gloves.
- 3 **Remove** boot covers.
- 4 **Sanitize** outer gloves.
- 5 **Remove** outer gloves.
- 6 **Sanitize** inner gloves.
- 7 **Reach back** and **release** the neck portion.
- 8 **Untie** the waist.
- 9 **Remove** the gown into the designated bin.

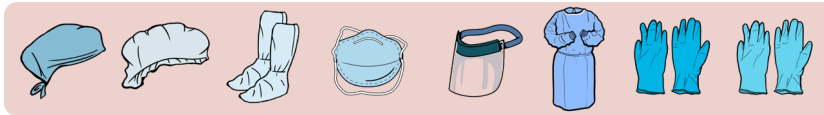
Face Shield

- 10 **Sanitize** inner gloves.
- 11 **Remove** face shield without touching front of shield.
- 12 **Wipe** shield. **Sanitize** in the following order:
Back of shield. → Elastic band. → Foam band. → Front of shield.
- 13 **Wipe** table.
- 14 **Place** shield upside down to dry.

Bouffant, Gloves

- 15 **Sanitize** inner gloves.
- 16 **Remove** bouffant and dispose.
- 17 **Sanitize** inner gloves.
- 18 **Remove** under gloves and dispose.

The materials are intended solely for general educational and information purposes, are made available in the context of the public health emergency related to the coronavirus (COVID-19) and have not been subject to review that typically would occur in a non-emergent situation. The materials do not constitute the provision of medical, legal or other professional advice.

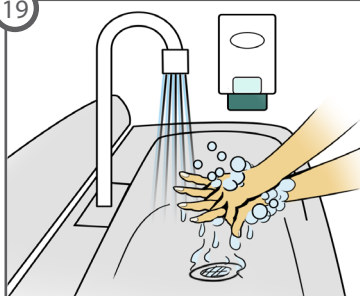


Cloth hat, bouffant cap, boot covers, N95, face shield, surgical gown, double gloves

EXIT operating room (use runner to open door)


N95

19



Wash hands with soap and water for 20 seconds.

20



Pinch bottom strap and **pull** far over head.
Do not let straps touch your face.

21



Pinch top strap and **pull** far over head.
Do not let straps touch your face as you **remove** the N95.

22

Store N95.



23

Sanitize hands.



24

Put on mask.



25

Go to locker room and **dispose** of scrubs.
Shower before leaving.

