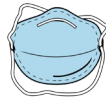


# putting PPE ON 1/1



Contact gown



N95 respirator



Face shield



Gloves


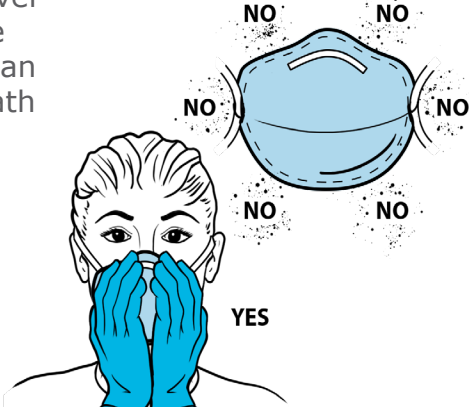
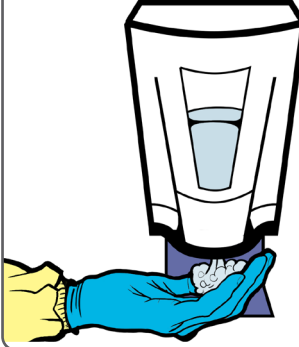
## Gown, Gloves

- 1** Remove any personal items and jewelry and put in secure location, not in pockets.  





- 2** If you already have a mask on:  
 Sanitize hands.  
 Remove mask.  
 Store mask.  
 Sanitize hands.
- 3** Put on contact gown outside room. Open-end **faces** your back. Tie the back of the gown.  

- 4** Put on gloves over the cuffs of the gown.  


## N95

- 5** Put on N95, ensuring proper seal. Ensure straps are not crossing.  

- 6** Place hands over the front of the N95. Breathe an easy deep breath in and out. If you feel air escape the edges, refit and repeat.  

- 7** Sanitize gloves.  


## Face Shield, Entry

- 8** Put on face shield.  

- 9** Sanitize gloves.  

- 10** ENTER room  
  
DO NOT enter the room if you do not achieve a proper respirator seal.
- 11** Do not touch face or re-adjust N95 or face shield inside room.  






**N95, face shield, contact gown, gloves**

**Gown, Gloves**

- 1


**Sanitize** gloves.


- 2



Cross arms and **grip** gown on shoulders.

**Pull and break** gown in controlled fashion.
- 3

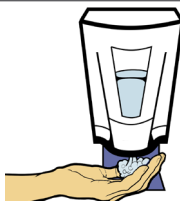


**Roll** the gown towards your hands.

**Remove** the gloves with the gown.

**Dispose** of gloves and gown.
- 4


**Sanitize** hands.



**Exit**

- 5

**Exit** operating room.





**N95, face shield, contact gown, gloves**

## Gloves, Setup

After outer glove removal in the patient room, exit and...

1 **Put on** new gloves.

2 **Place** wipe on table.

3 **Remove** eye wear and **place** on wipe. **Do not** touch face.

## N95

4 **Sanitize** gloves.

5 **Pinch** bottom strap and **pull** far over head. **Do not** let straps touch your face.

6 **Pinch** top strap and **pull** far over head. **Do not** let straps touch your face as you **remove** the N95.

7 **Store** N95.

8 **Sanitize** gloves.

9 **Put on** mask.

## Face Shield

10 **Wipe** shield. **Sanitize** in the following order:

Back of shield. → Elastic band. → Foam band. → Front of shield.

11 **Place** shield in bag to dry.

12 **Wipe** table.

13 **Sanitize** gloves.

14 **Remove** gloves.

15 **Wash** hands with soap and water or **sanitize** hands.