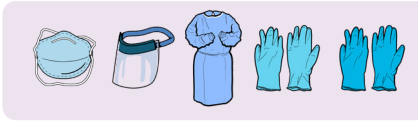




N95, face shield, launderable gown, double gloves

Checklist

- ① **Batch** work and plan ahead, having items available outside each patient room.
- ② If you already have a mask on: **Sanitize** hands. **Remove** mask. **Store** mask. **Sanitize** hands.
- ③ **Put on** first pair of gloves.
- ④ **Put on** gown outside room. Open-end **faces** your back. **Tie** the back of the gown.
- ⑤ **Pull** cuffs half way over palm of the inner glove.
- ⑥ **Put on** second pair of gloves over the cuffs of the gown.
- ⑦ Put on **N95**, ensuring proper seal. **Ensure** straps are not crossing.
- ⑧ **Place** hands over the front of the N95. Breathe an easy deep breath in and out. If you **feel** air escape the edges, **refit** and repeat.
- ⑨ **Sanitize** gloves.
- ⑩ Put on **face shield**.
- ⑪ **Sanitize** gloves.
- ⑫ **ENTER room. DO NOT enter** the room if you do not achieve a proper respirator seal.
- ⑬ **Do not touch face** or re-adjust N95 or face shield inside room.



N95, face shield, launderable gown, double gloves

Next patient: **COVID+**

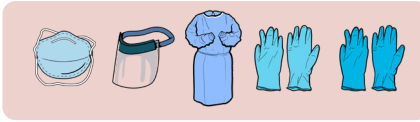
Checklist

Inside room

- 1 **Sanitize** outer gloves.
- 2 **Remove** outer gloves.
- 3 **Exit** the patient room.

Outside room

- 1 **Pull** cuffs half way over palm of the inner glove.
- 2 **Put on** fresh outer gloves.
- 3 **Walk** to next patient with confirmed COVID-19 (marked) while **remaining** in marked zone.
- 4 **Do not touch** your face, the walls, rails, or anybody else until reaching the next room.
- 5 **Sanitize** outer gloves.
- 6 **Enter** NEXT COVID-19 patient room or area.
- 7 **Do not** touch face or re-adjust N95 or face shield inside room.



N95, face shield, launderable gown, double gloves


Next patient: **NOT COVID+**

Checklist

Inside room

- 1 **Sanitize** outer gloves.
- 2 **Remove** outer gloves.
- 3 **Sanitize** inner gloves.
- 4 **Reach back** and **release** the neck portion.
- 5 **Untie** the waist.
- 6 **Remove** the gown with the outer gloves into the designated bin.
- 7 **Sanitize** inner gloves.
- 8 **Exit** the patient room.

Outside room

- 1 **Sanitize** gloves.
- 2 **Place** wipe on table.
- 3 **Remove** eye wear and **place** on wipe.
- 4 **Sanitize** gloves.
- 5 **Remove** N95, lower strap and then upper. **Store** mask.
- 6 **Sanitize** gloves.
- 7 **Put on** mask.
- 8 **Wipe** shield. **Sanitize** in the following order: Back of shield, elastic band, foam band, front of shield. 
- 9 **Place** shield in bag to dry.
- 10 **Wipe** table.
- 11 **Sanitize** gloves.
- 12 **Remove** gloves.
- 13 **Wash hands** with soap and water or **sanitize** hands.